

## HERMETIC SEALED DC CONTACTOR

# EVH600

## (1500Vdc)



▶ 응용분야 (Application) : Charging System, Battery Energy Storage System, Solar System, Fuel Cell Vehicle, etc.

▶ 코일정격 (Magnet coil ratings)

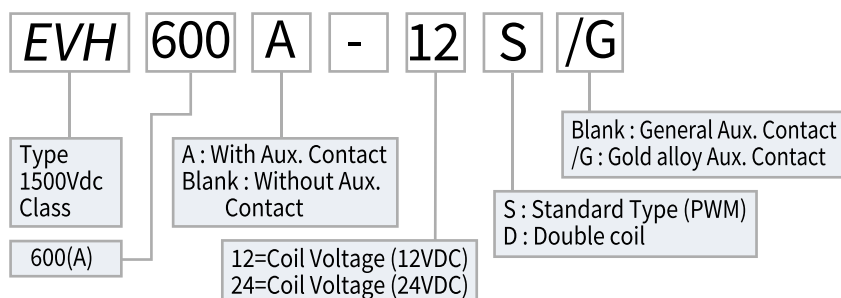
Nominal voltage(V)	Item	Inrush Coil current 150ms(Max.)	Holding Coil current	Pick-up voltage (V)max.	Drop-out voltage (V)min.	Holding voltage (V) min.	Max. voltage (V)	Remark
12S	12V	2.8A	0.5A	9VDC	6VDC	7.5VDC	18VDC	PWM economizer
24S	24V	1.4A	0.20A	18VDC	12VDC	15.0VDC	32VDC	
AS	12~36V	2.8A	0.15~0.5A	9VDC	6VDC	7.5VDC	36VDC	Double coil economizer
12D	12V	4.6A	0.58A	9VDC	6VDC	7.5VDC	18VDC	
24D	24V	2.9A	0.29A	18VDC	12VDC	15.0VDC	32VDC	

Notes: 1. Nominal current and coil resistance are measured at +20°C. 2. Differences of coil resistance are ±10%.  
3. Performance characteristic coil temperature is measured at +20°C.

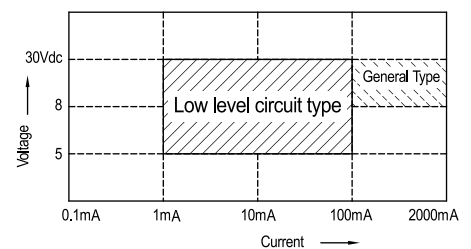
▶ 접점정격 (Contact ratings)

Item	Type	1 Pole Resistor load
		EVH600
Max. Continuous current (wire size 185mm <sup>2</sup> ×2)		600A
Max. switching current		500VDC 900A
		1000VDC 600A
Contact rating switching voltages		12~1500VDC
Max. cut-off current		400VDC 2000A 10 Ops.
Voltage drop across contacts per 100A		30mV Max. (At 5VDC)
Min. permissible load		12VDC 0.5A
Description		S.P On/Off (a)
Contact Arrangement, auxiliary contacts		1Form A (SPST-NO.)
General Aux. Contact Current, Max.		2A 30VDC / 3A 125VAC
General Aux. Contact Current, Min.		100mA 8VDC
Gold alloy Aux. Contacts Max. (Low level circuit type)		0.1A 30VDC / 0.1A 30VAC
Gold alloy Aux. Contacts Min. (Low level circuit type)		1mA 5VDC / 1mA 5VAC

▶ 주문방법 (Ordering information)



Permissible load of Aux. contact



HERMETIC SEALED DC CONTACTOR

**EVH600**  
(1500Vdc)



EVH600

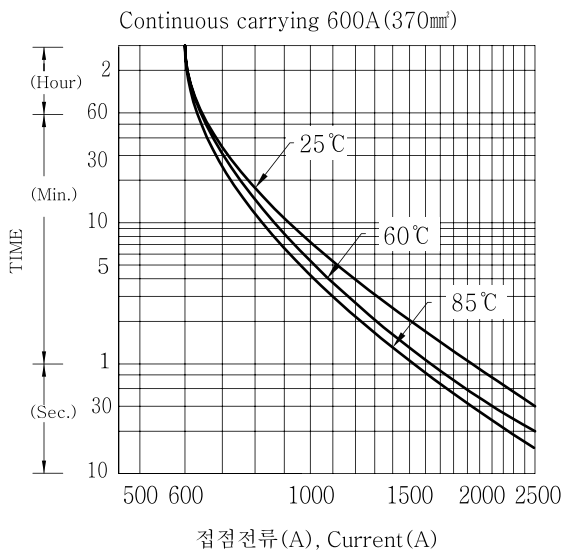
▶ 성능 (Characteristics)

Expected life	Mechanical (Min.)		$2 \times 10^5$
	Electric (Min.) (Resistor)	500VDC 600A	$6 \times 10^3$
		750VDC 600A	$2 \times 10^3$
		1000VDC 400A	$1 \times 10^3$
		1000VDC 200A	$1 \times 10^4$
		1500VDC 200A	$2 \times 10^3$
Initial insulation resistance			Min. 200m $\Omega$ 1000VDC
Initial breakdown voltage	Between open contacts		4500VAC 60 Sec. 5mA
	Between contacts & coil		4500VAC 60 Sec. 5mA
Operate time (at 20°C)			Max. 40ms
Release time (at 20°C)			Max. 10ms
Shock resistance	Functional		Min 196m $\bar{s}$ {20G}
	Destructive		Min 490m $\bar{s}$ {50G}
Vibration resistance	Functional		98m $\bar{s}$ {10G} 10 to 500Hz
	Destructive		98m $\bar{s}$ {10G} 10 to 500Hz
Conditions for operation transport and storage	Ambient temperature		-40°C to +85°C
	Humidity		5 to 85% R.H.
Unit weight	PWM		1400g
	Double coil		1450g

▶ 특성곡선 (Reference data)

● 온도상승곡선

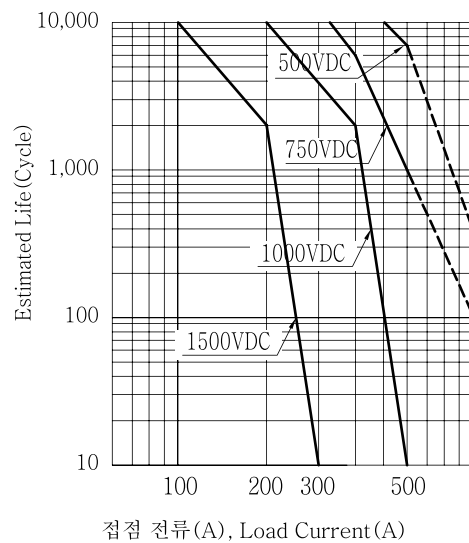
- ▶ 통전시간의 최대치 Max, Current capacity  
Max, Continuous thermal current rating (amperes)



● 전기적 수명 곡선

(Estimated Switching Ratings)

Make & Break Switching rating (Resistor Load)



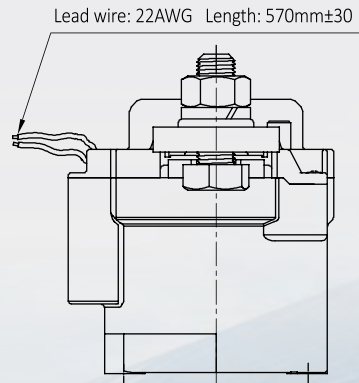
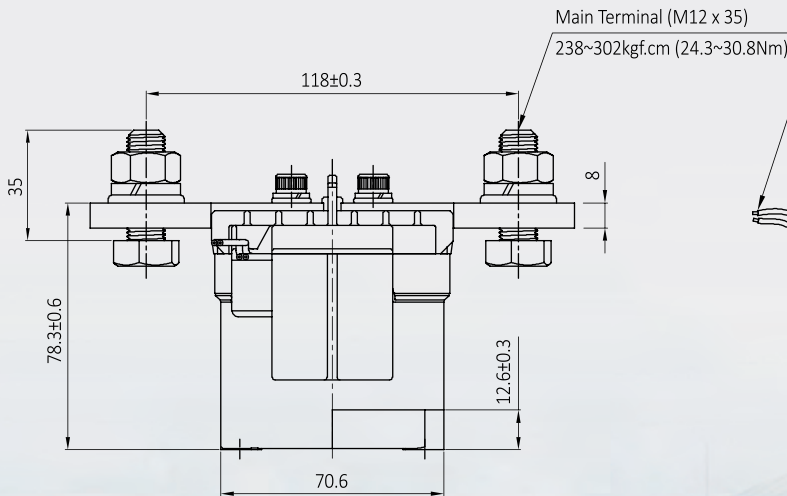
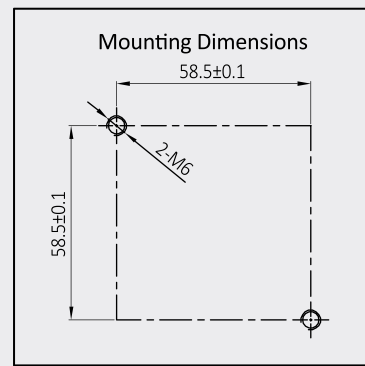
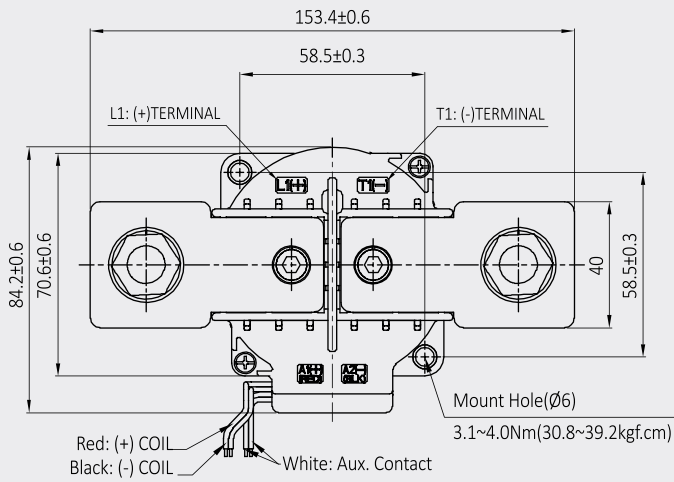
HERMETIC SEALED DC CONTACTOR

**EVH600**  
(1500Vdc)

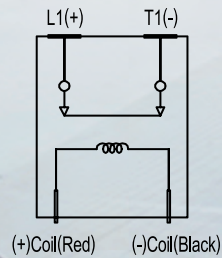


▶ 외형치수도 (Dimension in mm)

공차(Tolerance): 10mm 이하±0.3, 10~50mm ±0.6, 50mm 이상±1.0



Schematic (Top View)



Main terminals have polarities (+) and (-)

