

## DC HIGH VOLTAGE Bi-directional SWITCHING RELAY

# EVHD500

(Double Switching Device)



▶ **응용분야 (Application)** : Charging System, Battery Energy Storage System, Solar System, etc. Bi-directional switching systems and AC systems.

▶ **코일정격 (Magnet coil ratings)**

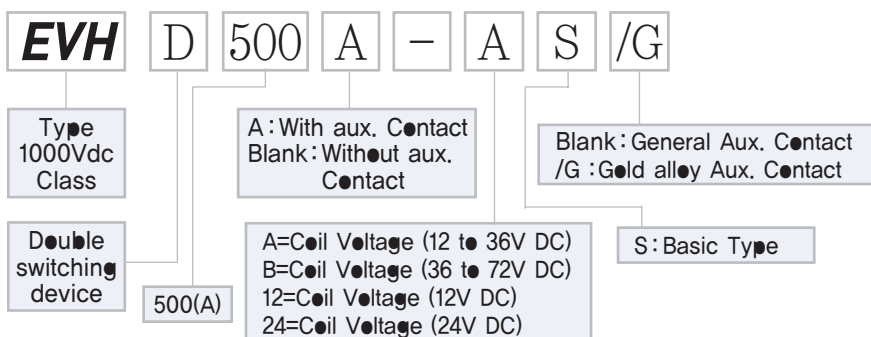
Nominal voltage(V)	Item	Inrush Coil current 100ms (Max.)	Holding Coil current (A)	Pick-up voltage (V)Max.	Drop-out voltage (V)Min.	Holding voltage (V)Min.	Max. voltage (V)Max.
B	60	2.8A	0.13A	32VDC	18VDC	22VDC	60VDC
	48	2.5A	0.20A				
	36	2.0A	0.25A				
A	36	4.2A	0.32A	9VDC	6VDC	7.5VDC	36VDC
	24	4.0A	0.45A				
	12	3.8A	0.70A				
12		2.4A	0.7A	9VDC	6VDC	7.5VDC	18VDC
24		1.2A	0.35A	18VDC	12VDC	13.5VDC	32VDC

Notes : 1. Nominal current and coil resistance are measured at +20°C. 2. Differences of coil resistance are ±10%. 3. Performance characteristic coil temperature is measured at +20°C.

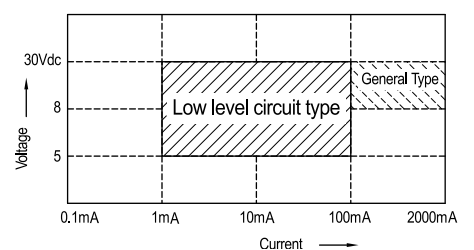
▶ **접점정격 (Contact ratings)**

Item	Type	2Pole Resistive load (L/R≤1ms)
		EVHD500
Continuous current (wire size 325mm <sup>2</sup> )		500A
Max. switching current		750V DC/AC 500A/Pole
		1000VDC 300A/Pole
		1500VDC 100A/Pole
Max. switching Voltages		1500VDC
Contact Rating switching voltages		12~1500V DC/AC
Voltage drop across contacts per 100A		30mV Max
Min. permissible load		12VDC 0.5A
Description		D,P On/Off (a)
Contact Arrangement, auxiliary contacts		2Form A (DPDT-NO.)
General Aux. Contact Current, Max.		2A 30VDC / 3A 125VAC
General Aux. Contact Current, Min.		100mA 8VDC
Gold alloy Aux. Contact Max.		0.1A 30VDC / 0.1A 30VAC
Gold alloy Aux. Contact Min.		1mA 5VDC / 1mA 5VAC

▶ **주문방법 (Ordering information)**



Permissible load of Aux. contact



DC HIGH VOLTAGE Bi-directional SWITCHING RELAY

# EVHD500

## (Double Switching Device)

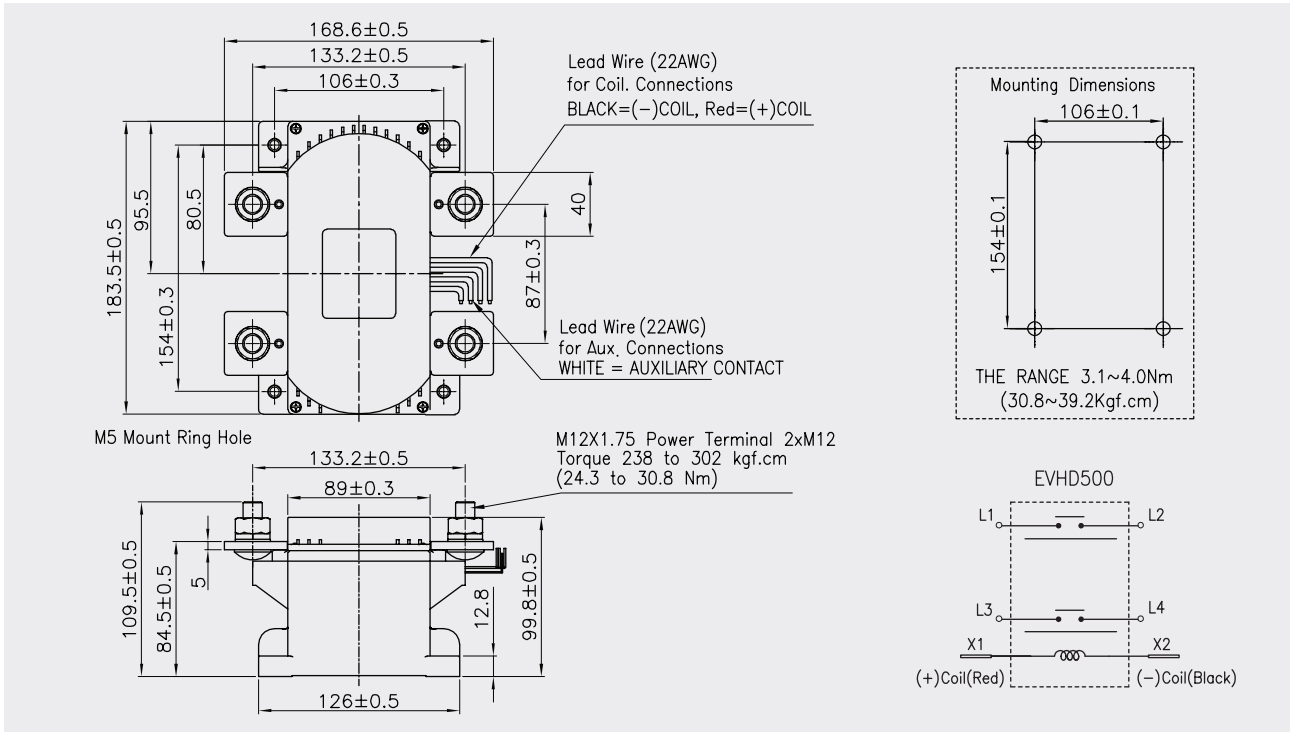


EVHD500

공차 (Tolerance) : 10mm 이하 ±0.3, 10~50mm ±0.6, 50mm 이상 ±1.0

▶ 외형치수도 (Dimension in mm)

(Basic Type)



(Separation Type)

